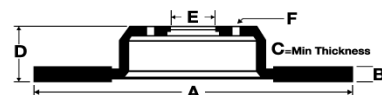


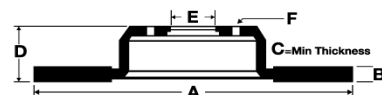
MAKE	PERIOD	F/R	DISK	PRICE	A	B	C	D	E	F	V/S	PAD	PRICE	SYS
------	--------	-----	------	-------	---	---	---	---	---	---	-----	-----	-------	-----

MERCEDES

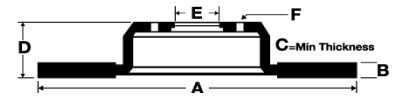
A-Class (W168)														
A140 1.4 (LWB)	3/2001->/2005	F	1292	45,000	260	22	19.4	40.5	67	5	V	1292		LU
A140 1.4 (SWB)	9/1998->/2005	F	1291		260	12	10	40	67	5	S	1292		LU
A160 1.6	9/1998->/2005	F	1292	45,000	260	22	19.4	40.5	67	5	V	1292		LU
A160CDi 1.7	9/1998->/2005	F	1292	45,000	260	22	19.4	40.5	67	5	V	1292		LU
A170CDi 1.7	9/1998->/2005	F	1292	45,000	260	22	19.4	40.5	67	5	V	1292		LU
A190 1.9	6/1999->/2005	F	1297		276	22	19.4	35.5	67	5	V	1292		LU
A210 2.1 Evolution	3/2001->/2005	F	1297		276	22	19.4	35.5	67	5	V	1292		LU
Rear Axle	3/2001->/2005	R	1299		258	8	7	55	67	5	S	1299		LU
A-Class (W169)														
A150 1.5 (solid disc)	/2004->/	F	1207		276	12	10	44.5	67	5	S	1267		BO
A150 1.5 (vented disc)	/2007->/2012	F	1267		276	22	19.4	44.5	67	5	V			
A150 1.5 (vented disc)	/2007->/2012	R										1267		BO
A160CDi 2.0 Turbo Diesel	/2004->/	F	1207		276	12	10	44.5	67	5	S	1267		BO
A170 1.7	/2004->/	F	1267		276	22	19.4	44.5	67	5	V	1267		BO
A180CDi 2.0 Turbo Diesel	/2004->/	F	1267		276	22	19.4	44.5	67	5	V	1267		BO
A200 2.0	/2004->/	F	1267		276	22	19.4	44.5	67	5	V	1267		BO
A200CDi 2.0 Turbo Diesel	/2004->/	F	1208		288	25	22.4	45	67	5	V	1208		BO
Rear Axle	/2004->/	R	1209		258	8	7	55.5	67	5	S	1299		BO
A-Class (W176)														
160 CDI (176.011)	6/2013->0/	F	6014		280	25	22.4	51.1	67	5	V	6014		LU
160 CDI (176.011) - Sport Pack -	6/2013->0/	F	6018		295	28	25.4	51	67	5	V	6018		LU
180 (176.042)	6/2012->0/	F	6018		295	28	25.4	51	67	5	V	6018		LU
180 CDI (176.000)	6/2012->0/	F	6014		280	25	22.4	51.1	67	5	V	6014		LU
180 CDI (176.000) - Sport Pack -	6/2012->0/	F	6018		295	28	25.4	51	67	5	V	6018		LU
180 CDI (176.012)	6/2012->0/	F	6014		280	25	22.4	51.1	67	5	V	6014		LU
180 CDI (176.012) - Sport Pack -	6/2012->0/	F	6018		295	28	25.4	51	67	5	V	6018		LU
200 (176.043)	6/2012->0/	F	6018		295	28	25.4	51	67	5	V	6018		LU
200 CDI (176.001)	6/2012->0/	F	6018		295	28	25.4	51	67	5	V	6018		LU
200 CDI (176.008)	2/2014->0/	F	6018		295	28	25.4	51	67	5	V	6018		LU
200 CDI 4-matic (176.002)	2/2014->0/	F	6018		295	28	25.4	51	67	5	V	6018		LU
220 CDI (176.003)	9/2012->0/	F	6018		295	28	25.4	51	67	5	V	6018		LU
220 CDI (176.003) - Sport Pack	9/2012->0/	F	6020		320	30	28	51	67	5	V	6018		LU
220 CDI 4-matic (176.005)	9/2012->0/	F	6018		295	28	25.4	51	67	5	V	6018		LU
220 CDI 4-matic (176.005)-Sport Pa	9/2012->0/	F	6020		320	30	28	51	67	5	V	6018		LU
250 (176.044)	6/2012->0/	F	6020		320	30	28	51	67	5	V	6018		LU
250 4-matic (176.046)	6/2012->0/	F	6020		320	30	28	51	67	5	V	6018		LU
45 AMG 4-matic (176.046)	6/2013->0/	F	S2-2767		350	32	30	51	67	5	V	1284		BR
45 AMG 4-matic (176.046)	6/2013->0/	R	S2-3126		330	22	20.5	41.5	67	5	V	6025		LU
Rear axle	6/2012->0/	R	6031		276	9	7.3	44.1	67	5	S	6027		LU
Rear axle - Sport Pack	7/2015->0/	R	6033		295	22	19.5	42.5	67	5	V			
Rear axle- El. H/Brake/Excl AMG	6/2012->0/	R	6027		295	10	8.3	44	67	5	S	6027		LU
B Class (W245)														
B150	3/2005->11/2011	F	1267		276	22	19.4	44.5	67	5	V	1267		BO
B170	3/2005->11/2011	F	1267		276	22	19.4	44.5	67	5	V	1267		BO
B180 CDI	3/2005->11/2013	F	1208		288	25	22.4	45	67	5	V	1208		BO
B200	3/2005->11/11	F	1208		288	25	22.4	45	67	5	V	1208		BO
B200 CDI	3/2005->12/2011	F	1208		288	25	22.4	45	67	5	V	1208		BO
B200 Turbo	3/2005->12/2011	F	1208		288	25	22.4	45	67	5	V	1208		BO
Rear axle	3/2005->1/2012	R	1209		258	8	7	55.5	67	5	S	1299		BO
C-Class (W202/T202)														
C180 1.8 (Estate)	2/1996->/2001	F	1280	49,000	284	22	19.4	43	67	5	V	0735	21,000	LU
C180 1.8 (Estate)	2/1996->/2001	R	1223		278	9	7.3	54	67	5	S	0204	12,000	AT
C180 1.8 (Saloon)	6/1993->/2000	F	1265	38,000	284	12	10	43	67	5	S	0735	21,000	LU
C180 1.8 (Saloon)	6/1993->/2000	R	1266	36,000	258	9	8	55	67	5	S	0204	12,000	AT
C200 2.0	6/1993->/2000	F	1280	49,000	284	22	19.4	43	67	5	V	0735	21,000	LU
C200 2.0 Rear Axle (Estate)	6/1993->/2000	R	1223		278	9	7.3	54	67	5	S	0204	12,000	AT
C200 2.0 Rear Axle (Saloon)	6/1993->/2000	R	1266	36,000	258	9	8	55	67	5	S	0204	12,000	AT



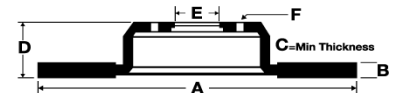
MAKE	PERIOD	F/R	DISK	PRICE	A	B	C	D	E	F	V/S	PAD	PRICE	SYS
C200 Cdi 2.0	3/1998->/2000	F	1280	49,000	284	22	19.4	43	67	5	V	0735	21,000	LU
C200 Cdi Rear Axle (Estate)	3/1998->/2000	R	1223		278	9	7.3	54	67	5	S	0204	12,000	AT
C200 Cdi Rear Axle (Saloon)	3/1998->/2000	R	1266	36,000	258	9	8	55	67	5	S	0204	12,000	AT
C200D 2.0 Diesel	6/1993->/1995	F	1265	38,000	284	12	10	43	67	5	S	0735	21,000	LU
C200D 2.0 Diesel	6/1993->/1995	R	1266	36,000	258	9	8	55	67	5	S	0204	12,000	AT
C200K 2.0 Kompressor	9/1995->/2001	F	1222	51,000	288	25	22.4	46	67	5	V	0754		AT
C200K 2.0 Kompressor	9/1995->/2001	R	1223		278	9	7.3	54	67	5	S	0755		AT
C220 2.2	6/1993->/10/1996	F	1280	49,000	284	22	19.4	43	67	5	V	0735	21,000	LU
C220 2.2	6/1993->/10/1996	R	1266	36,000	258	9	8	55	67	5	S	0204	12,000	AT
C220 CDi 2.2 (Estate)	10/1997->/2001	F	1222	51,000	288	25	22.4	46	67	5	V	0735	21,000	LU
C220 CDi 2.2 (Estate)	10/1997->/2001	R	1223		278	9	7.3	54	67	5	S	0204	12,000	AT
C220 CDi 2.2 (Saloon)	10/1997->/2000	F	1280	49,000	284	22	19.4	43	67	5	V	0735	21,000	LU
C220 CDi 2.2 (Saloon)	10/1997->/2000	R	1266	36,000	258	9	8	55	67	5	S	0204	12,000	LU
C220D 2.2 (Estate)	6/1996->/2000	F	1280	49,000	284	22	19.4	43	67	5	V	0735	21,000	LU
C220D 2.2 (Estate)	6/1996->/2000	R	1223		278	9	7.3	54	67	5	S	0204	12,000	AT
C220D 2.2 (Saloon)	6/1993->/9/1997	F	1265	38,000	284	12	10	43	67	5	S	0735	21,000	LU
C220D 2.2 (Saloon)	10/1997->/2000	F	1280	49,000	284	22	19.4	43	67	5	V	0735	21,000	LU
C220D 2.2 (Saloon) Rear Axle	10/1993->/2000	R	1266	36,000	258	9	8	55	67	5	S	0204	12,000	AT
C230 2.3	6/1996->/6/1997	F	1280	49,000	284	22	19.4	43	67	5	V	0735	21,000	LU
C230 Rear Axle (Estate)	6/1996->/6/1997	R	1223		278	9	7.3	54	67	5	S	0204	12,000	AT
C230 Rear Axle (Saloon)	6/1996->/6/1997	R	1266	36,000	258	9	8	55	67	5	S	0204	12,000	AT
C230K 2.3 Kompressor	9/1995->/2001	F	1222	51,000	288	25	22.4	46	67	5	V	0754		AT
C230K 2.3 Kompressor	9/1995->/2001	R	1223		278	9	7.3	54	67	5	S	0755		AT
C240 2.4 (Estate)	6/1997->/12/2001	F	1222	51,000	288	25	22.4	46	67	5	V	0735	21,000	LU
C240 2.4 (Estate)	6/1997->/12/2001	R	1223		278	9	7.3	54	67	5	S	0204	12,000	AT
C240 2.4 (Saloon)	6/1997->/12/2001	F	1280	49,000	284	22	19.4	43	67	5	V	0735	21,000	LU
C240 2.4 (Saloon)	6/1997->/12/2001	R	1266	36,000	258	9	8	55	67	5	S	0204	12,000	AT
C250 TD 2.5 (Estate)	6/1996->/2001	F	1222	51,000	288	25	22.4	46	67	5	V	0754		AT
C250 TD 2.5 (Estate)	6/1996->/2001	R	1223		278	9	7.3	54	67	5	S	0755		AT
C250 TD 2.5 (Saloon)	8/1995->/2000	F	1280	49,000	284	22	19.4	43	67	5	V	0754		AT
C250 TD 2.5 (Saloon)	8/1995->/2000	R	1266	36,000	258	9	8	55	67	5	S	0755		AT
C250D 2.5 Diesel	6/1993->/10/1996	F	1265	38,000	284	12	10	43	67	5	S	0735	21,000	LU
C250D 2.5 Diesel	6/1993->/10/1996	R	1266	36,000	258	9	8	55	67	5	S	0204	12,000	AR
C280 2.8 (Estate)	6/1996->/2001	F	1222	51,000	288	25	22.4	46	67	5	V	0754		AT
C280 2.8 (Estate)	6/1996->/2001	R	1223		278	9	7.3	54	67	5	S	0755		AT
C280 2.8 (Saloon)	6/1993->/2001	F	1280	49,000	284	22	19.4	43	67	5	V	0754		AT
C280 2.8 (Saloon)	6/1993->/2001	R	1266	36,000	258	9	8	55	67	5	S	0755		AT
C36 AMG 3.6	2/1994->/8/1995	F	1222	51,000	288	25	22.4	46	67	5	V	1753		AT
C36 AMG 3.6	2/1994->/8/1995	R	1224		278	24	21.4	56	67	5	V	0756		AT
C36 AMG 3.6	9/1995->/10/1997	F	1221		316	28	25.4	46	67	5	V	1753		AT
C36 AMG 3.6	9/1995->/10/1997	R	1219		290	10	8.3	55	67	5	S	0756		AT
C43 AMG 4.3	12/1996->/2001	F	1221		316	28	25.4	46	67	5	V	0303	32,000	AT
C43 AMG 4.3	12/1996->/2001	R	1224		278	24	21.4	56	67	5	V			
C-Class (W203/T203/C203)														
C180 2.0	/2000->/2002	F	1222	51,000	288	25	22.4	46	67	5	V	1229		LU
C180 2.0	/2000->/2002	R	1223		278	9	7.3	54	67	5	S	1779		AT
C180K 1.8 Kompressor	/2002->/2007	F	1222	51,000	288	25	22.4	46	67	5	V	1229		LU
C180K 1.8 Kompressor	/2002->/2007	R	1223		278	9	7.3	54	67	5	S	1779		AT
C200 CDi 2.0	/2000->/2007	F	1222	51,000	288	25	22.4	46	67	5	V	1229		LU
C200 CDi 2.0	/2000->/2007	R	1223		278	9	7.3	54	67	5	S	1779		AT
C200K 1.8 Kompressor	/2002->/2007	F	1222	51,000	288	25	22.4	46	67	5	V	1229		LU
C200K 1.8 Kompressor	/2002->/2007	R	1223		278	9	7.3	54	67	5	S	1779		AT
C200K 2.0 Kompressor	/2000->/2002	F	1222	51,000	288	25	22.4	46	67	5	V	1229		LU
C200K 2.0 Kompressor	/2000->/2002	R	1223		278	9	7.3	54	67	5	S	1779		AT
C220 CDi 2.2	/2000->/2007	F	1222	51,000	288	25	22.4	46	67	5	V	1229		LU
C220 CDi 2.2	/2000->/2007	R	1223		278	9	7.3	54	67	5	S	1779		AT
C230K 2.3 Kompressor	/2000->/2007	F	1222	51,000	288	25	22.4	46	67	5	V	1229		LU
C230K 2.3 Kompressor	/2000->/2007	r	1223		278	9	7.3	54	67	5	S	1779		AT
C240 2.6	/2000->/2007	F	1229		300	28	25.4	46.5	67	5	V	1294		AT
C240 2.6 4-Matic	/2002->/2007	F	1229		300	28	25.4	46.5	67	5	V	1294		AT



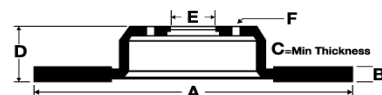
MAKE	PERIOD	F/R	DISK	PRICE	A	B	C	D	E	F	V/S	PAD	PRICE	SYS
C240 2.6 4-Matic	/2002->/2007	R	1219		290	10	8.3	55	67	5	S	1779		AT
C240 Rear Axle (Estate)	/2000->/2007	R	1219		290	10	8.3	55	67	5	S	1779		
C240 Rear Axle (Saloon)	/2000->/2007	R	1223		278	9	7.3	54	67	5	S	1779		AT
C270 CDI 2.7	/2002->/2007	F	1229		300	28	25.4	46.5	67	5	V	1294		AT
C270 CDI 2.7 Rear Axle (Estate)	/2002->/2007	R	1219		290	10	8.3	55	67	5	S	1779		AT
C270 CDI 2.7 Rear Axle (Saloon)	/2002->/2007	R	1223		278	9	7.3	54	67	5	S	1779		AT
C300 CDI AMG 3.0	/2003->/2007	F	1290		345	30	28	46.5	67	5	V	1294		
C300 CDI AMG 3.0	/2003->/2007	R	1249		300	22	19.4	53.5	67	5	V	0756		
C32 3.2 Kompressor AMG	/2001->/2007	F	1290		345	30	28	46.5	67	5	V	1294		AT
C32 3.2 Kompressor AMG	/2001->/2007	R	1249		300	22	19.4	53.5	67	5	V	0756		AT
C320 3.2	/2000->/2007	F	1229		300	28	25.4	46.5	67	5	V	1294		AT
C320 3.2 4-Matic	/2002->/2007	F	1229		300	28	25.4	46.5	67	5	V	1294		AT
C320 3.2 4-Matic	/2002->/2007	R	1219		290	10	8.3	55	67	5	S	1779		AT
C320 3.2 Rear Axle (Estate)	/2000->/2007	R	1219		290	10	8.3	55	67	5	S	1779		AT
C320 3.2 Rear Axle (Saloon)	/2000->/2007	R	1223		278	9	7.3	54	67	5	S	1779		AT
C350 3.5	/2005->/2007	F	1269		330	28	26	47	67	5	V	1294		AT
C350 3.5	/2005->/2007	R	1219		290	10	8.3	55	67	5	S	1779		AT
C55 5.4 V8 AMG	/2004->/2007	F	1290		345	30	28	46.5	67	5	V	1294		AT
C55 5.4 V8 AMG	/2004->/2007	R	1249		300	22	19.4	53.5	67	5	V	0756		AT
C-Class (W204/T204/C204)														
C180K 1.8 Kompressor	3/2007->1/2014	F	6012		288	25	22.4	64.5	67	5	V	6016		
C180K 1.8 Kompressor	3/2007->1/2014	R	6013		278	9	7.3	57.8	67	5	S	1255		
C200 CDI	/2007->/	F	6012		288	25	22.4	64.5	67	5	V	6016		
C200 CDI	/2007->/	R	6013		278	9	7.3	57.8	67	5	S	1255		
C200K	/2007->/	F	6016		295	28	25.4	64.5	67	5	V	6016		
C200K	/2007->/	R	6017		300	10	8	57.5	67	5	S	1255		
C220 CDI	/2007->/	F	6016		295	28	25.4	64.5	67	5	V	6016		
C220 CDI	/2007->/	R	6017		300	10	8	57.5	67	5	S	1255		
C280	/2007->/	F	6016		295	28	25.4	64.5	67	5	V	6016		
C280	/2007->/	R	6017		300	10	8	57.5	67	5	S	1255		
C320 CDI	/2007->/	F	1244		322	32	29	64.5	67	5	V	1244		
C320 CDI	/2007->/	R	6019		300	22	19.4	58	67	5	V	1255		
C350 4 Matic	/2007->/	F	1244		322	32	29	64.5	67	5	V	1244		
C350 4 Matic	/2007->/	R	6019		300	22	19.4	58	67	5	V	1255		
C63 AMG	9/2008->1/2015	F	S2-2714		360	36	33	64.5	67	5	V	2102		BR
C63 AMG	9/2008->1/2015	R	S2-2989		330	26	24	57.3	67	5	V	1297		BR
C-Class (W205/T205/C205)														
C220d BlueTEC (205.003/205.004)	3/2014->0/	F	6024		305	28	25.4	62.8	69	5	V	6020		LU
C220d BlueTEC (205.003/205.004)	3/2014->0/	R	6035		300	12	10	48.7	69	5	S	6033		AT
CLA CoupÃ© (C117)														
220 CDI (170hp)	/2013->/	F	6018		295	28	25.4	51	67	5	V	6018		LU
CLA Coupe (C117)														
220 CDI (163hp)	/2013->/	F	6018		295	28	25.4	51	67	5	V	0181	14,000	LU
Rear axle- Electronic H/brake	0/2013->0/	R	6027		295	10	8.3	44	67	5	S			
CLC-Class (CL203)														
160	/2008->/2011	F	1222	51,000	288	25	22.4	46	67	5	V	1229		LU
160	/2008->/2011	R	1223		278	9	7.3	54	67	5	S	1776		AT
180 Kompressor	/2008->/2011	F	1222	51,000	288	25	22.4	46	67	5	V	1229		LU
180 Kompressor	/2008->/2011	R	1223		278	9	7.3	54	67	5	S	1776		AT
200 CDI	/2008->/2011	F	1222	51,000	288	25	22.4	46	67	5	V	1229		LU
200 CDI	/2008->/2011	R	1223		278	9	7.3	54	67	5	S	1776		AT
200 Kompressor	/2008->/2011	F	1229		300	28	25.4	46.5	67	5	V	1229		LU
200 Kompressor	/2008->/2011	R	1223		278	9	7.3	54	67	5	S	1776		AT
220 CDI	/2008->/2011	F	1222	51,000	288	25	22.4	46	67	5	V	1229		LU
220 CDI	/2008->/2011	R	1223		278	9	7.3	54	67	5	S	1776		AT
230	/2008->/2011	F	1222	51,000	288	25	22.4	46	67	5	V	1229		LU
230	/2008->/2011	R	1219		290	10	8.3	55	67	5	S	1776		AT
350	/2008->/2011	F	1269		330	28	26	47	67	5	V	1286		BR
350	/2008->/2011	R	1219		290	10	8.3	55	67	5	S	1779		AT



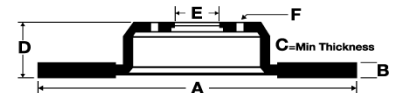
MAKE	PERIOD	F/R	DISK	PRICE	A	B	C	D	E	F	V/S	PAD	PRICE	SYS
CL-Class (C140)														
CL420 4.2 V8	6/1996->/2000	F	1226	68,000	320	30	27.4	82	67	5	V	1757		AT
CL420 4.2 V8	6/1996->/2000	R	1254		300	22	19.4	58.5	67	5	V	1776		AT
CL500 5.0 V8	6/1996->/2000	F	1226	68,000	320	30	27.4	82	67	5	V	1757		AT
CL500 5.0 V8	6/1996->/2000	R	1254		300	22	19.4	58.5	67	5	V	1776		AT
CL600 6.0 V12	6/1996->/2000	F	1226	68,000	320	30	27.4	82	67	5	V	1757		AT
CL600 6.0 V12	6/1996->/2000	R	1254		300	22	19.4	58.5	67	5	V	1776		AT
CL-Class (C215)														
CL500 5.0 V8	/2000->/2005	F	1284		330	32	30	75	67	5	V	1294		AT
CL500 5.0 V8	/2000->/2005	R	1249		300	22	19.4	53.5	67	5	V			
CL55 AMG 5.4 V8	/2000->/2002	F	1259		345	32	30	76	67	5	V	1294		AT
CL55 AMG 5.4 V8	/2000->/2002	R	1298		315	22	19.4	59	67	5	V			
CL55 AMG 5.4 V8 Kompressor	/2002->/2005	F	6073		360	36	34	76	67	5	V	1226		BR
CL600 5.5 V12 Twin Turbo	/2002->/2005	F	6073		360	36	34	76	67	5	V	1226		BR
CL600 5.8 V12	/2000->/2002	F	1259		345	32	30	76	67	5	V	1294		AT
CL600 5.8 V12	/2000->/2002	R	1298		315	22	19.4	59	67	5	V			
CL63 AMG 6.3 V12	/2001->/2005	F	6073		360	36	34	76	67	5	V	1226		BR
CL65 AMG 6.0 V12 Twin Turbo	/2003->/	F										TBA		
CL-Class (C216)														
CL500 5.5 V8	6/2006->/	F	6040		350	32	30	64.5	67	5	V	1253		LU
CL500 5.5 V8	6/2006->/	F	6040		350	32	30	64.5	67	5	V	TBA		
CL600 5.5 V12	6/2006->/	F	6040		350	32	30	64.5	67	5	V	TBA		
Rear Axle	6/2006->/	R	1253		320	24	22	58.2	67	5	V			
CLK-Class (C208/A208)														
CLK200 2.0	6/1997->/2003	F	1222	51,000	288	25	22.4	46	67	5	V	0754		AT
CLK200 2.0	6/1997->/2003	R	1223		278	9	7.3	54	67	5	S	1776		AT
CLK200K 2.0 Kompressor	6/1997->/2003	F	1222	51,000	288	25	22.4	46	67	5	V	0754		AT
CLK200K 2.0 Kompressor	6/1997->/2003	R	1223		278	9	7.3	54	67	5	S	1776		AT
CLK230K 2.3 Kompressor	6/1997->/2003	F	1222	51,000	288	25	22.4	46	67	5	V	0754		AT
CLK230K 2.3 Kompressor	6/1997->/2003	R	1223		278	9	7.3	54	67	5	S	1776		AT
CLK320 3.2 V6	6/1997->/2003	F	1229		300	28	25.4	46.5	67	5	V	1754		AT
CLK320 3.2 V6	6/1997->/2003	R	1219		290	10	8.3	55	67	5	S	0756		AT
CLK430 4.3 V8	8/1999->/2003	F	1229		300	28	25.4	46.5	67	5	V	1754		AT
CLK430 4.3 V8	8/1999->/2003	R	1219		290	10	8.3	55	67	5	S	0756		AT
CLK55 AMG 5.5 V8	5/1999->/2003	F										1226		BR
CLK55 AMG 5.5 V8	5/1999->/2003	R	1224		278	24	21.4	56	67	5	V	1297		AT
CLK-Class (C209/A209)														
200	/2003->/2009	F	1222	51,000	288	25	22.4	46	67	5	V	1229		LU
200	/2003->/2009	R	1223		278	9	7.3	54	67	5	S	1776		AT
200 - AMG Sport Pack	7/2003->10/2009	F	1269		330	28	26	47	67	5	V	1286		BR
200 - AMG Sport Pack	7/2003->10/2009	R	1219		290	10	8.3	55	67	5	S	1779		AT
200K	/2002->/2009	F	1222	51,000	288	25	22.4	46	67	5	V	1229		LU
200K	/2002->/2009	R	1222	51,000	288	25	22.4	46	67	5	V	1776		AT
200K	/2006->/2009	F	1229		300	28	25.4	46.5	67	5	V	1229		LU
200K	/2006->/2009	R	1219		290	10	8.3	55	67	5	S	1779		AT
200K -AMG Sport Pack -	7/2003->9/2009	F	1269		330	28	26	47	67	5	V	1286		BR
200K -AMG Sport Pack -	7/2003->9/2009	R	1219		290	10	8.3	55	67	5	S	1779		AT
220 CDI	/2005->/2009	F	1222	51,000	288	25	22.4	46	67	5	V	1229		LU
220 CDI	/2005->/2009	R	1223		278	9	7.3	54	67	5	S	1776		AT
220 CDI -AMG Sport Pack	5/2005->10/2009	F	1269		330	28	26	47	67	5	V	1286		BR
220 CDI -AMG Sport Pack	5/2005->10/2009	R	1219		290	10	8.3	55	67	5	S	1779		AT
240 2.6 V6	/2002->/2009	F	1229		300	28	25.4	46.5	67	5	V	1229		LU
240 2.6 V6	/2002->/2009	R	1219		290	10	8.3	55	67	5	S	1779		AT
270CDi	/2003->/2009	F	1229		300	28	25.4	46.5	67	5	V	1229		LU
270CDi	/2003->/2009	R	1219		290	10	8.3	55	67	5	S	1779		AT
270CDi -AMG Sport Pack -	3/2003->12/2009	F	1269		330	28	26	47	67	5	V	1286		BR
270CDi -AMG Sport Pack -	3/2003->12/2009	R	1219		290	10	8.3	55	67	5	S	1779		AT
280	/2003->/2009	F	1229		300	28	25.4	46.5	67	5	V	1229		LU
280	/2003->/2009	R	1219		290	10	8.3	55	67	5	S	1779		AT
280 -AMG Sport Pack -	5/2003->9/2009	F	1269		330	28	26	47	67	5	V	1286		BR



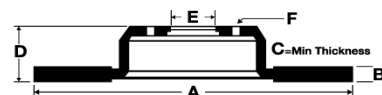
MAKE	PERIOD	F/R	DISK	PRICE	A	B	C	D	E	F	V/S	PAD	PRICE	SYS
280 -AMG Sport Pack -	5/2003->9/2009	R	1219		290	10	8.3	55	67	5	S	1779		AT
320 V6	/2003->/2009	F	1229		300	28	25.4	46.5	67	5	V	1229		LU
320 V6	/2003->/2009	R	1219		290	10	8.3	55	67	5	S	1779		AT
320CDi	/2003->/2009	F	1269		330	28	26	47	67	5	V	1286		BR
320CDi	/2003->/2009	R	1219		290	10	8.3	55	67	5	S	1779		AT
320CDi -AMG Sport Pack -	5/2003->10/2009	F	1290		345	30	28	46.5	67	5	V	1286		BR
320CDi -AMG Sport Pack -	5/2003->10/2009	R	1219		290	10	8.3	55	67	5	S	1779		AT
350	/2005->/2009	F	1269		330	28	26	47	67	5	V	1286		BR
350	/2005->/2009	R	1219		290	10	8.3	55	67	5	S	1779		AT
350 -AMG Sport Pack	3/2005->4/2009	F	1290		345	30	28	46.5	67	5	V	1286		BR
350 -AMG Sport Pack	3/2005->4/2009	R	1219		290	10	8.3	55	67	5	S	1779		AT
500	/2002->/2009	F	1290		345	30	28	46.5	67	5	V	1294		AT
500	/2002->/2009	R	1249		300	22	19.4	53.5	67	5	V	0756		AT
55 AMG	/2002->/2009	F	1290		345	30	28	46.5	67	5	V	1286		BR
55 AMG	/2002->/2009	R	1249		300	22	19.4	53.5	67	5	V	0756		AT
6.3 AMG	4/2006->5/2009	F	S2-2714		360	36	33	64.5	67	5	V	1288		BR
6.3 AMG	4/2006->5/2009	R	S2-2889		330	26	24	56.2	67	5	S			
CLS-Class (C218)														
250 CDI	/2011->/	F	6022		322	32	30	51.5	67	5	V	1244		
250 CDI	/2011->/	R	1216		300	22	19.4	60	67	5	V	1216		
CLS-Class (C219)														
280 (231hp)	/2008->/2010	F	1256		330	32	30	64.5	67	5	V	1294		BR
280 (231hp)	/2008->/2010	R	1216		300	22	19.4	60	67	5	V	1216		AT
300 (231hp)	/2009->/2010	F	1256		330	32	30	64.5	67	5	V	1294		BR
300 (231hp)	/2009->/2010	R	1216		300	22	19.4	60	67	5	V	1216		AT
320 CDI (211hp)	/2005->/2010	F										1294		BR
320 CDI (211hp)	/2005->/2010	R	1293		312	28	25.4	64	67	5	V	1216		AT
320 CDI (211hp)	/2005->/2010	R	1216		300	22	19.4	60	67	5	V	1216		AT
320 CDI (224hp)	/2005->/2010	F	1293		312	28	25.4	64	67	5	V	1294		BR
320 CDI (224hp)	/2005->/2010	R	1216		300	22	19.4	60	67	5	V	1216		AT
350 3.5 (292hp)	/2006->/2011	F	1256		330	32	30	64.5	67	5	V	1294		BR
350 3.5 (292hp)	/2006->/2011	R	1216		300	22	19.4	60	67	5	V	1216		AT
350 CDI 3.0 (224hp)	/2009->/2010	F	1256		330	32	30	64.5	67	5	V	1294		BR
350 CDI 3.0 (224hp)	/2009->/2010	R	1216		300	22	19.4	60	67	5	V	1216		AT
350 CGI 3.5 (292hp)	/2009->/2011	F	1256		330	32	30	64.5	67	5	V	1294		BR
350 CGI 3.5 (292hp)	/2009->/2011	R	1216		300	22	19.4	60	67	5	V	1216		AT
500 5.0 (306hp)	/2006->/2011	F	1256		330	32	30	64.5	67	5	V	1294		BR
500 5.0 (306hp)	/2006->/2011	R	1216		300	22	19.4	60	67	5	V	1216		AT
500 5.5 (388hp)	/2004->/2010	F	6040		350	32	30	64.5	67	5	V			
500 5.5 (388hp)	/2004->/2010	R	6041		320	24	21.4	68.2	67	5	V	1216		AT
55 AMG	/2004->/2011	F	1273		360	36	34	64.5	67	5	V	TBA		
55 AMG	/2004->/2011	R	6021		330	26	24	68.3	67	5	V			
E-Class (W210/T210)														
E200 2.0	6/1995->/2003	F	1222	51,000	288	25	22.4	46	67	5	V	0754		AT
E200 2.0 Rear Axle (Estate)	6/1995->/2003	R	1225		290	12	10.3	57	67	5	S	0755		AT
E200 2.0 Rear Axle (Saloon)	6/1995->/2003	R	1223		278	9	7.3	54	67	5	S	0755		AT
E200 CDi 2.0	/1998->/2003	F	1222	51,000	288	25	22.4	46	67	5	V	0754		AT
E200 CDi 2.0	/1998->/2003	R	1223		278	9	7.3	54	67	5	S	0755		AT
E200D 2.0	/1995->/2002	F	1222	51,000	288	25	22.4	46	67	5	V	0754		AT
E200D 2.0	/1995->/2002	R	1223		278	9	7.3	54	67	5	S	0755		AT
E200K 2.0 Komp.	6/1995->/2003	F	1229		300	28	25.4	46.5	67	5	V	0754		AT
E200K 2.0 Komp. R. Disc (Estate)	6/1995->/2003	R	1225		290	12	10.3	57	67	5	S	0755		AT
E200K 2.0 Komp. R. Disc (Saloon)	6/1995->/2003	R	1219		290	10	8.3	55	67	5	S	0755		AT
E220 CDi 2.2	10/1997->/2003	F	1222	51,000	288	25	22.4	46	67	5	V	0754		AT
E220 CDi 2.2 Rear Axle (Estate)	10/1997->/2003	R	1225		290	12	10.3	57	67	5	S	0755		AT
E220 CDi 2.2 Rear Axle (Saloon)	10/1997->/2003	R	1223		278	9	7.3	54	67	5	S	0755		AT
E220D 2.2	6/1995->/2003	F	1222	51,000	288	25	22.4	46	67	5	V	0754		AT
E220D 2.2 Rear Axle (Estate)	6/1995->/2003	R	1225		290	12	10.3	57	67	5	S	0755		AT
E220D 2.2 Rear Axle (Saloon)	6/1995->/2003	R	1223		278	9	7.3	54	67	5	S	0755		AT
E230 2.3	6/1995->10/1997	F	1222	51,000	288	25	22.4	46	67	5	V	0754		AT



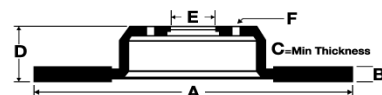
MAKE	PERIOD	F/R	DISK	PRICE	A	B	C	D	E	F	V/S	PAD	PRICE	SYS
E230 2.3 Rear Axle (Estate)	6/1995->10/1997	R	1225		290	12	10.3	57	67	5	S	0755		AT
E230 2.3 Rear Axle (Saloon)	6/1995->10/1997	R	1223		278	9	7.3	54	67	5	S	0755		AT
E240 2.4	4/1997->/2003	F	1222	51,000	288	25	22.4	46	67	5	V	0754		AT
E240 2.4 Rear Axle (Estate)	4/1997->/2003	R	1225		290	12	10.3	57	67	5	S	0755		AT
E240 2.4 Rear Axle (Saloon)	4/1997->/2003	R	1223		278	9	7.3	54	67	5	S	0755		AT
E250D 2.5	6/1995->6/1998	F	1222	51,000	288	25	22.4	46	67	5	V	1754		AT
E250D 2.5	6/1995->6/1998	R	1223		278	9	7.3	54	67	5	S	0756		AT
E270 CDi 2.7	/1999->/2003	F	1229		300	28	25.4	46.5	67	5	V	1754		AT
E270 CDi 2.7 Rear Axle (Estate)	/1999->/2003	R	1225		290	12	10.3	57	67	5	S	0756		AT
E270 CDi 2.7 Rear Axle (Saloon)	/1999->/2003	R	1219		290	10	8.3	55	67	5	S	0756		AT
E280 2.8	6/1995->/2003	F	1229		300	28	25.4	46.5	67	5	V	1754		AT
E280 2.8	6/1995->/2003	R	1219		290	10	8.3	55	67	5	S	0756		AT
E280 2.8 4-Matic	6/1996->/2003	F	1229		300	28	25.4	46.5	67	5	V	1754		AT
E280 2.8 4-Matic	6/1996->/2003	R	1225		290	12	10.3	57	67	5	S	0756		AT
E290TD 2.9	6/1995->/2003	F	1222	51,000	288	25	22.4	46	67	5	V	0754		AT
E290TD 2.9 Rear Axle (Estate)	6/1995->/2003	R	1225		290	12	10.3	57	67	5	S	0755		AT
E290TD 2.9 Rear Axle (Saloon)	6/1995->/2003	R	1211	41,000	278	9	7.3	54	67	5	S	0755		AT
E300D 3.0	6/1995->10/1997	F	1222	51,000	288	25	22.4	46	67	5	V	0754		AT
E300D 3.0	6/1995->10/1997	R	1211	41,000	278	9	7.3	54	67	5	S	0755		AT
E300TD 3.0	10/1996->8/1999	F	1229		300	28	25.4	46.5	67	5	V	0754		AT
E300TD 3.0 Rear Axle (Estate)	10/1996->8/1999	R	1225		290	12	10.3	57	67	5	S	0755		AT
E300TD 3.0 Rear Axle (Saloon)	10/1996->8/1999	R	1219		290	10	8.3	55	67	5	S	0755		AT
E320 3.2	6/1995->/2003	F	1229		300	28	25.4	46.5	67	5	V	1754		AT
E320 3.2 Rear Axle (Estate)	6/1995->/2003	R	1225		290	12	10.3	57	67	5	S	0756		AT
E320 3.2 Rear Axle (Saloon)	6/1995->/2003	R	1219		290	10	8.3	55	67	5	S	0756		AT
E320 3.2 4-Matic	7/1996->/2003	F	1229		300	28	25.4	46.5	67	5	V	1754		AT
E320 3.2 4-Matic R. Disc (Estate)	7/1996->/2003	R	1225		290	12	10.3	57	67	5	S	0756		AT
E320 3.2 4-Matic R. Disc (Saloon)	7/1996->/2003	R	1219		290	10	8.3	55	67	5	S	0756		AT
E320 CDi 3.2	8/1999->/2003	F	1229		300	28	25.4	46.5	67	5	V	1754		AT
E320 CDi 3.2 Rear Axle (Estate)	8/1999->/2003	R	1225		290	12	10.3	57	67	5	S	0756		AT
E320 CDi 3.2 Rear Axle (Saloon)	8/1999->/2003	R	1219		290	10	8.3	55	67	5	S	0756		AT
E420 4.2	6/1995->10/1997	F	1221		316	28	25.4	46	67	5	V	1753		AT
E420 4.2 Rear Axle (Estate)	6/1995->10/1997	R	1225		290	12	10.3	57	67	5	S	0756		AT
E420 4.2 Rear Axle (Saloon)	6/1995->10/1997	R	1219		290	10	8.3	55	67	5	S	0756		AT
E430 4.3	9/1997->/2003	F	1221		316	28	25.4	46	67	5	V	1753		AT
E430 4.3 Rear Axle (Estate)	9/1997->/2003	R	1225		290	12	10.3	57	67	5	S	0756		AT
E430 4.3 Rear Axle (Saloon)	9/1997->/2003	R	1219		290	10	8.3	55	67	5	S	0756		AT
E50 5.0 AMG	9/1995->10/1997	F	1221		316	28	25.4	46	67	5	V	TBA		
E50 5.0 AMG	9/1995->10/1997	R	1216		300	22	19.4	60	67	5	V	1216		
E55 AMG 5.5	1/1997->/2002	F										1294		BR
E55 AMG 5.5	1/1997->/2002	R										1216		AT
E-Class (W211/T211)														
E200K 1.8 Kompressor	/2002->/2009	F	1236		295	28	25.4	54.5	67	5	V	1295		BO
E200K 1.8 Kompressor	/2002->/2009	R	1213		300	10	8	65	67	5	S	1216		AT
E220 CDi 2.2	/2002->/2009	F	1236		295	28	25.4	54.5	67	5	V	1295		BO
E220 CDi 2.2	/2002->/2009	R	1213		300	10	8	65	67	5	S	1216		AT
E240 2.6 V6	/2002->/2009	F	1236		295	28	25.4	54.5	67	5	V	1295		BO
E240 2.6 V6	/2002->/2009	R	1213		300	10	8	65	67	5	S	1216		AT
E240 2.6 V6 4-Matic	/2003->/2009	F	1236		295	28	25.4	54.5	67	5	V	1295		BO
E240 2.6 V6 4-Matic	/2003->/2009	R	1213		300	10	8	65	67	5	S	1216		AT
E240 2.6 V6 4-Matic (211.080)	/2003->/2008	F	6006		304	30	27.4	47.5	67	5	V			
E270CDi 2.7 Turbo Diesel	/2002->/2009	F	1236		295	28	25.4	54.5	67	5	V	1295		BO
E270CDi 2.7 Turbo Diesel	/2002->/2009	R	1213		300	10	8	65	67	5	S	1216		AT
E280 3.0 V6	3/2005->/2009	F	1293		312	28	25.4	64	67	5	V	1295		BO
E280 3.0 V6	3/2005->/2009	R	1216		300	22	19.4	60	67	5	V	1216		AT
E280 4-Matic (211.092)	/2006->/2008	F	6006		304	30	27.4	47.5	67	5	V			
E280 CDi	3/2005->/2009	F	1293		312	28	25.4	64	67	5	V	1295		BO
E280 CDi	3/2005->/2009	R	1216		300	22	19.4	60	67	5	V	1216		AT
E280 CDi 4-Matic	/2005->/2008	F	6006		304	30	27.4	47.5	67	5	V			
E320 3.2 V6	/2002->/2009	F	1293		312	28	25.4	64	67	5	V	1295		BO



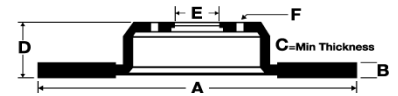
MAKE	PERIOD	F/R	DISK	PRICE	A	B	C	D	E	F	V/S	PAD	PRICE	SYS
E320 3.2 V6	/2002->/2009	R	1216		300	22	19.4	60	67	5	V	1216		AT
E320 3.2 V6 4-Matic	/2003->/2009	F	1293		312	28	25.4	64	67	5	V	1295		BO
E320 3.2 V6 4-Matic	/2003->/2009	R	1216		300	22	19.4	60	67	5	V	1216		AT
E320 3.2 V6 4-Matic (211.082)	/2003->/2005	F	6006		304	30	27.4	47.5	67	5	V			
E320 CDi 3.2	/2002->/2009	F	1293		312	28	25.4	64	67	5	V	1295		BO
E320 CDi 3.2	/2002->/2009	R	1216		300	22	19.4	60	67	5	V	1216		AT
E320 CDi 4-Matic	/2005->/2008	F	6006		304	30	27.4	47.5	67	5	V			
E350	3/2005->/2009	F	1293		312	28	25.4	64	67	5	V	1295		BO
E350	3/2005->/2009	R	1216		300	22	19.4	60	67	5	V	1216		AT
E400CDi 4.0 V8 Turbo Diesel	/2003->/2009	F	1256		330	32	30	64.5	67	5	V	1294		AT
E400CDi 4.0 V8 Turbo Diesel	/2003->/2009	R	1216		300	22	19.4	60	67	5	V	1216		AT
E500 5.0 V8	3/2002->12/2008	F	1256		330	32	30	64.5	67	5	V	1294		BR
E500 5.0 V8	3/2002->12/2008	R	1216		300	22	19.4	60	67	5	V	1216		AT
E55 5.5 V8 Kompressor AMG	/2002->/2009	F	1273		360	36	34	64.5	67	5	V	1295		BO
E55 5.5 V8 Kompressor AMG	/2002->/2009	R	6021		330	26	24	68.3	67	5	V	1216		AT
E63 AMG	3/2006->12/2008	F	S2-2714		360	36	33	64.5	67	5	V	1288		BR
E-Class (W212/T212)														
E200	1/2013->0/	F	6016		295	28	25.4	64.5	67	5	V			
E200	1/2013->0/	R	1213		300	10	8	65	67	5	S			
E200 -AMG Sport Pack -	1/2013->1/2016	F	1244		322	32	29	64.5	67	5	V	1244		LU
E200 -AMG Sport Pack -	1/2013->1/2016	R	1231		286	22	20	60	80	5	V	1216		LU
E200 CDI	1/2009->0/	F	6016		295	28	25.4	64.5	67	5	V	6016		LU
E200 CDI	1/2009->0/	R	1213		300	10	8	65	67	5	S	1216		LU
E200 CDI -AMG Sport Pack -	1/2009->1/2016	F	1244		322	32	29	64.5	67	5	V	1244		LU
E200 CDI -AMG Sport Pack -	1/2009->1/2016	R	1213		300	10	8	65	67	5	S	1216		LU
E200 CGI	8/2009->0/	F	1244		322	32	29	64.5	67	5	V	1244		LU
E200 CGI	8/2009->0/	R	1216		300	22	19.4	60	67	5	V	1216		LU
E200 NGT	3/2011->0/	F	6016		295	28	25.4	64.5	67	5	V	6016		LU
E200 NGT	3/2011->0/	R	1213		300	10	8	65	67	5	S	1216		AT
E200 NGT -AMG Sport Pack-	3/2011->1/2016	F	1244		322	32	29	64.5	67	5	V	1244		LU
E200 NGT -AMG Sport Pack-	3/2011->1/2016	R	1213		300	10	8	65	67	5	S	1216		AT
E220 BlueTEC	5/2014->0/	F	1213		300	10	8	65	67	5	S	6016		LU
E220 BlueTEC	5/2014->0/	F	6016		295	28	25.4	64.5	67	5	V	6016		LU
E220 BlueTEC	5/2014->0/	R										1216		AT
E220 BlueTEC 4-matic	1/2015->0/	F	1244		322	32	29	64.5	67	5	V			
E220 BlueTEC 4-matic	1/2015->0/	R	1213		300	10	8	65	67	5	S			
E220 BlueTEC -AMG Sport Pack-	5/2014->1/2016	F	1244		322	32	29	64.5	67	5	V	1244		LU
E220 BlueTEC -AMG Sport Pack-	5/2014->1/2016	R	1213		300	10	8	65	67	5	S	1216		AT
E220 CDI	1/2019->0/	F	6016		295	28	25.4	64.5	67	5	V	6016		L
E220 CDI	1/2019->0/	R	1213		300	10	8	65	67	5	S	1216		AT
E220 CDI -AMG Sport Pack -	1/2009->1/2016	F	1244		322	32	29	64.5	67	5	V	1244		LU
E220 CDI -AMG Sport Pack -	1/2009->1/2016	R	1213		300	10	8	65	67	5	S	1216		LU
E250	1/2013->0/	F	1244		322	32	29	64.5	67	5	V			
E250	1/2013->0/	R	1216		300	22	19.4	60	67	5	V			
E250 CDI	1/2009->0/	F	6016		295	28	25.4	64.5	67	5	V	6016		LU
E250 CDI	1/2009->0/	R	1216		300	22	19.4	60	67	5	V	1216		AT
E250 CDI 4-matic	1/2009->0/	F	6016		295	28	25.4	64.5	67	5	V	6016		LU
E250 CDI 4-matic	1/2009->0/	R	1216		300	22	19.4	60	67	5	V	1216		AT
E250 CDI 4-matic -AMG Sport Pack	1/2009->1/2016	F	1244		322	32	29	64.5	67	5	V	1244		LU
E250 CDI 4-matic -AMG Sport Pack	1/2009->1/2016	R	1216		300	22	19.4	60	67	5	V	1216		AT
E250 CDI -AMG Sport Pack -	1/2009->1/2016	F	1244		322	32	29	64.5	67	5	V	1244		LU
E250 CDI -AMG Sport Pack -	1/2009->1/2016	R	1216		300	22	19.4	60	67	5	V	1216		AT
E250 CGI	1/2013->0/	F	1244		322	32	29	64.5	67	5	V			
E250 CGI	1/2013->0/	R	1213		300	10	8	65	67	5	S			
E300 (212.054)	1/2009->0/	F	1244		322	32	29	64.5	67	5	V	1244		LU
E300 (212.054)	1/2009->0/	R	1216		300	22	19.4	60	67	5	V	1216		AT
E300 (212.055)	7/2011->0/	F	1244		322	32	29	64.5	67	5	V	1244		LU
E300 (212.055)	7/2011->0/	R	1216		300	22	19.4	60	67	5	V	1216		AT
E300 4-matic	7/2011->0/	F	1244		322	32	29	64.5	67	5	V	1244		LU
E300 4-matic	7/2011->0/	R	1216		300	22	19.4	60	67	5	V	1216		AT



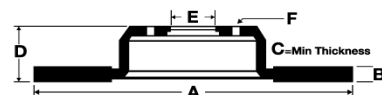
MAKE	PERIOD	F/R	DISK	PRICE	A	B	C	D	E	F	V/S	PAD	PRICE	SYS
E300 CDI	3/2009->0/	F	1244		322	32	29	64.5	67	5	V	1244		LU
E300 CDI	3/2009->0/	R	1216		300	22	19.4	60	67	5	V	1216		AT
E300 Hybrid	12/2011->0/	F	1244		322	32	29	64.5	67	5	V	1244		LU
E300 Hybrid	12/2011->0/	R	1216		300	22	19.4	60	67	5	V	1216		AT
E350	1/2009->0/	F	1244		322	32	29	64.5	67	5	V	1244		LU
E350	1/2009->0/	R	1216		300	22	19.4	60	67	5	V	1216		AT
E350 4-matic	1/2009->0/	F	1244		322	32	29	64.5	67	5	V	1244		LU
E350 4-matic	1/2009->0/	R	1216		300	22	19.4	60	67	5	V	1216		AT
E350 BlueTEC (212.024)	1/2009->0/	F	1244		322	32	29	64.5	67	5	V	1244		LU
E350 BlueTEC (212.024)	1/2009->0/	R	1216		300	22	19.4	60	67	5	V	1216		AT
E350 BlueTEC (212.026)	5/2014->0/	F	1244		322	32	29	64.5	67	5	V			
E350 BlueTEC (212.026)	5/2014->0/	R	1216		300	22	19.4	60	67	5	V			
E350 BlueTEC 4-matic (212.094)	11/2012->4/2014	F	1244		322	32	29	64.5	67	5	V	1244		LU
E350 BlueTEC 4-matic (212.094)	11/2012->4/2014	R	1216		300	22	19.4	60	67	5	V	1216		AT
E350 BlueTEC 4-matic (212.094)	5/2014->0/	F	1244		322	32	29	64.5	67	5	V			
E350 BlueTEC 4-matic (212.094)	5/2014->0/	R	1216		300	22	19.4	60	67	5	V			
E350 CDI	1/2009->0/	F	1244		322	32	29	64.5	67	5	V	1244		LU
E350 CDI	1/2009->0/	R	1216		300	22	19.4	60	67	5	V	1216		AT
E350 CDI 4-matic	9/2009->0/	F	1244		322	32	29	64.5	67	5	V	1244		LU
E350 CDI 4-matic	9/2009->0/	R	1216		300	22	19.4	60	67	5	V	1216		AT
E350 CGI	1/2009->0/	F	1244		322	32	29	64.5	67	5	V	1244		LU
E350 CGI	1/2009->0/	R	1216		300	22	19.4	60	67	5	V	1216		AT
E400 (212.061)	7/2014->0/	R	1216		300	22	19.4	60	67	5	V			
E400 (212.065)	1/2013->0/	R	1216		300	22	19.4	60	67	5	V	1216		AT
E400 4-matic (212.067)	1/2013->0/	R	1216		300	22	19.4	60	67	5	V	1216		AT
E400 4-matic (212.099)	7/2014->0/	F	1244		322	32	29	64.5	67	5	V			
E400 4-matic (212.099)	7/2014->0/	R	1246		320	30	28	51	67	5	V			
E500	9/2011->0/	F	6050		360	36	34.5	64.5	67	5	V	1284		BR
E500	9/2011->0/	R	6041		320	24	21.4	68.2	67	5	V	1216		AT
E500 (212.072)	1/2009->0/	R	6041		320	24	21.4	68.2	67	5	V	1216		AT
E500 4-matic	9/2011->0/	F	6050		360	36	34.5	64.5	67	5	V	1284		BR
E500 4-matic	9/2011->0/	R	6041		320	24	21.4	68.2	67	5	V	1216		AT
E500 4-matic (212.090)	1/2009->0/	R	6041		320	24	21.4	68.2	67	5	V	1216		AT
E63 AMG (212.067)	12/2009->0/	F	S2-2714		360	36	33	64.5	67	5	V	1288		BR
GLA (X156)														
200 CDI (136hp)	/2013->/	F	6018		295	28	25.4	51	67	5	V			
200 CDI (136hp)	/2013->/	R										6018		LU
200 CDI 4-matic (136hp)	/2013->/	F	6018		295	28	25.4	51	67	5	V	6018		LU
220 CDI (163hp)	/2013->/	F	6018		295	28	25.4	51	67	5	V	6018		LU
220 CDI (170hp)	/2013->/	F	6018		295	28	25.4	51	67	5	V	6018		LU
220 CDI 4-matic (163hp)	/2013->/	F	6018		295	28	25.4	51	67	5	V	6018		LU
220 CDI 4matic (170hp)	/2013->/	F	6018		295	28	25.4	51	67	5	V			
220 CDI 4matic (170hp)	/2013->/	R										6018		LU
Electronic H/brake	0/2013->0/	R	6027		295	10	8.3	44	67	5	S			
GL-Class (X164)														
All models with 19" wheel	/2006->/	F	6044		375	32	29.4	54.5	67	5	V	6044		
All models with 19" wheel	/2006->/	R	6043		330	22	20	63	67	5	V	1255		
GL320CDi 3.2 Turbo Diesel	/2006->/	F	6042		350	32	30	55	67	5	V	1279		AT
GL420CDi 4.2 Turbo Diesel	/2006->/	F	6042		350	32	30	55	67	5	V	1279		AT
GL450 4.5	/2006->/	F	6042		350	32	30	55	67	5	V	1279		AT
GL500 5.0	/2006->/	F	6042		350	32	30	55	67	5	V	1279		AT
Rear Axle	/2006->/	R	6043		330	22	20	63	67	5	V	1255		
M-Class (W163)														
ML230 2.3	/1998->/2006	F	1274		303	26	23	51.5	67	5	V	1275		KH
ML230 2.3	/1998->/2006	R	1275		285	15	13	54	67	5	V			
ML270CDi 2.7	/1998->12/2001	F	1274		303	26	23	51.5	67	5	V	1275		KH
ML270CDi 2.7	/1998->12/2001	R	1275		285	15	13	54	67	5	V			
ML270CDi 2.7	1/2002->/2006	F	1294		345	32	30	51	67	5	V	1294		KH
ML270CDi 2.7	1/2002->/2006	R	1295		331	14	12	55	67	5	S	1277		KH
ML320 3.2	/1998->/2002	F	1274		303	26	23	51.5	67	5	V	1275		KH



MAKE	PERIOD	F/R	DISK	PRICE	A	B	C	D	E	F	V/S	PAD	PRICE	SYS
ML320 3.2	/1998->/2002	R	1275		285	15	13	54	67	5	V			
ML350 3.7 V6	/2002->/2006	F	1274		303	26	23	51.5	67	5	V	1294		KH
ML350 3.7 V6	/2002->/2006	R	1275		285	15	13	54	67	5	V	1277		KH
ML400 CDi 4.0 V8	/2001->/2006	F	1294		345	32	30	51	67	5	V	1294		KH
ML400 CDi 4.0 V8	/2001->/2006	R	1295		331	14	12	55	67	5	S	1277		KH
ML430 4.3 V8	/1998->/2006	F	1294		345	32	30	51	67	5	V	1294		KH
ML430 4.3 V8	/1998->/2006	R	1295		331	14	12	55	67	5	S			
ML500 5.0 V8	/2001->/2006	F	1294		345	32	30	51	67	5	V	1294		KH
ML500 5.0 V8	/2001->/2006	R	1295		331	14	12	55	67	5	S	1277		KH
ML55 AMG 5.5 V8	/1999->/2006	F	1294		345	32	30	51	67	5	V	1294		KH
ML55 AMG 5.5 V8	/1999->/2006	R	1295		331	14	12	55	67	5	S	1277		KH
M-Class (W164)														
ML280 Cdi	/2007->/	F	1279		330	32	30	54	67	5	V	1279		AT
ML320	/2007->/	F	1279		330	32	30	54	67	5	V	1279		AT
ML350	/2007->/	F	1279		330	32	30	54	67	5	V	1279		AT
ML500	/2007->/	F	6042		350	32	30	55	67	5	V			
ML500 4-Matic	/2007->/	F	6044		375	32	29.4	54.5	67	5	V			
Rear Axle (solid)	/2007->/	R	1255		330	14	11.5	63	67	5	S	1255		AT
Rear Axle (vented)	/2007->/	R	6043		330	22	20	63	67	5	V			
R-Class (W251)														
R300CDi 3.0	/2005->/	F	1279		330	32	30	54	67	5	V	1279		AT
R350	/2005->/	F	1279		330	32	30	54	67	5	V	1279		AT
R500	/2005->/	F	6042		350	32	30	55	67	5	V	1279		AT
R500 4-Matic	/2005->/	F	6044		375	32	29.4	54.5	67	5	V			
Rear Axle (solid)	/2005->/	R	1255		330	14	11.5	63	67	5	S			
Rear Axle (vented)	/2005->/	R	6043		330	22	20	63	67	5	V			
S-Class (W220)														
S280 2.8 V6	/1998->/2005	F	1276		312	28	26	75	67	5	V	1294		AT
S280 2.8 V6	/1998->/2005	R	1283		300	11	9.3	58	67	5	S	1778		AT
S320 3.2 V6	/1998->/2005	F	1276		312	28	26	75	67	5	V	1294		AT
S320 3.2 V6	/1998->/2005	R	1283		300	11	9.3	58	67	5	S	1778		AT
S320 CDi 3.2	/1998->/2005	F	1284		330	32	30	75	67	5	V	1226		BR
S320 CDi 3.2	/1998->/2005	R	1283		300	11	9.3	58	67	5	S	1778		AT
S350 3.7 V6	/2002->/2005	F	1276		312	28	26	75	67	5	V	1226		BR
S350 3.7 V6	/2002->/2005	F	1276		312	28	26	75	67	5	V	1297		AT
S350 3.7 V6	/2002->/2005	R	1283		300	11	9.3	58	67	5	S			
S350 3.7 V6 4-Matic	/2003->/2005	F	1276		312	28	26	75	67	5	V	1273		BR
S350 3.7 V6 4-Matic	/2003->/2005	R	1283		300	11	9.3	58	67	5	S	1297		AT
S400 CDi 4.0 V8	/2000->/2005	F	1284		330	32	30	75	67	5	V	1226		BR
S400 CDi 4.0 V8	/2000->/2005	R	6045		300	22	19.4	58	67	5	V	1297		AT
S430 4.3 V8	/1998->/2005	F	1284		330	32	30	75	67	5	V	1294		AT
S430 4.3 V8	/1998->/2005	R	6045		300	22	19.4	58	67	5	V	1297		AT
S430 4.3 V8 4-Matic	/2002->/2005	F	1284		330	32	30	75	67	5	V	1273		BR
S430 4.3 V8 4-Matic	/2002->/2005	R	6045		300	22	19.4	58	67	5	V	1297		AT
S500 5.0 V8	/1998->/2005	F	1284		330	32	30	75	67	5	V	1294		AT
S500 5.0 V8	/1998->/2005	R	6045		300	22	19.4	58	67	5	V			
S500 5.0 V8 4-Matic	/2002->/2005	F	1284		330	32	30	75	67	5	V	1273		BR
S500 5.0 V8 4-Matic	/2002->/2005	R	6045		300	22	19.4	58	67	5	V	1297		AT
S500L 5.0 V8	/1998->/2005	F	1277		360	32	30	85	67	5	V	1294		AT
S500L 5.0 V8	/1998->/2005	R	6045		300	22	19.4	58	67	5	V			
S55 AMG 5.5 V8	/1999->/2005	F	1259		345	32	30	76	67	5	V	1226		BR
S55 AMG 5.5 V8	/1999->/2005	R	1298		315	22	19.4	59	67	5	V	1297		AT
S55 AMG 5.5 V8 Komp.	/2002->/2005	F	6073		360	36	34	76	67	5	V	TBA		
S600 5.5 V12 Twin Turbo	/2002->/2005	F	6073		360	36	34	76	67	5	V	TBA		
S600 5.5 V12 Twin Turbo	/2002->/2005	R	1298		315	22	19.4	59	67	5	V	1297		AT
S600 5.8 V12	/2000->/2005	F	1259		345	32	30	76	67	5	V	1226		BR
S600 5.8 V12	/2000->/2005	R	1298		315	22	19.4	59	67	5	V	1297		AT
S600L 5.5 V12 Twin Turbo	/2002->/2005	F	6073		360	36	34	76	67	5	V			
S600L 5.8 V12	/2000->/2005	F	1277		360	32	30	85	67	5	V	TBA		
S600L 5.8 V12	/2000->/2005	R	6045		300	22	19.4	58	67	5	V			



MAKE	PERIOD	F/R	DISK	PRICE	A	B	C	D	E	F	V/S	PAD	PRICE	SYS
S63 AMG 6.3 V12	/2001->/2005	F	6073		360	36	34	76	67	5	V	TBA		
S65 AMG 6.0 V12 Twin Turbo	/2004->/2005	F										TBA		
S-Class (W221)														
S320 CDI (173kw/235hp)	/2006->/	F	1230	85,000	335	32	30	64.5	67	5	V			
S320 CDI (173kw/235hp)	/2006->/	R	1235		300	12	10	58.5	67	5	S			
S320 CDI 4-Matic	/2008->/	F	1230	85,000	335	32	30	64.5	67	5	V			
S320 CDI 4-Matic	/2008->/	R	1235		300	12	10	58.5	67	5	S			
S350 (200kw/272hp)	/2006->/	F	1230	85,000	335	32	30	64.5	67	5	V			
S350 (200kw/272hp)	/2006->/	R	1235		300	12	10	58.5	67	5	S			
S350 4-Matic	/2008->/	F	1230	85,000	335	32	30	64.5	67	5	V			
S350 4-Matic	/2008->/	R	1235		300	12	10	58.5	67	5	S			
S420 CDI (235kw/320hp)	/2006->/	F	6040		350	32	30	64.5	67	5	V	TBA		
S420 CDI (235kw/320hp)	/2006->/	R	1253		320	24	22	58.2	67	5	V			
S450 (250kw/340hp)	/2006->/	F	6040		350	32	30	64.5	67	5	V	TBA		
S450 (250kw/340hp)	/2006->/	R	1253		320	24	22	58.2	67	5	V			
S450 4-Matic	/2006->/	F	6040		350	32	30	64.5	67	5	V			
S450 4-Matic	/2006->/	R	1253		320	24	22	58.2	67	5	V			
S500 (285kw/388hp)	/2006->/	F	6040		350	32	30	64.5	67	5	V	TBA		
S500 (285kw/388hp)	/2006->/	R	1253		320	24	22	58.2	67	5	V			
S500 4-Matic	/2006->/	F	6040		350	32	30	64.5	67	5	V	TBA		
S500 4-Matic	/2006->/	R	1253		320	24	22	58.2	67	5	V			
S600 (380kw/517hp)	/2006->/	F	6040		350	32	30	64.5	67	5	V	TBA		
S600 (380kw/517hp)	/2006->/	R	1253		320	24	22	58.2	67	5	V			
S600 Sport Edition AMG	/2006->/	F	1273		360	36	34	64.5	67	5	V	6073		BR
S600 Sport Edition AMG	/2006->/	R	1253		320	24	22	58.2	67	5	V			
SL-Class (R230)														
280	/2008->/2012	F	6040		350	32	30	64.5	67	5	V			
280	/2008->/2012	F	1256		330	32	30	64.5	67	5	V			
280	/2008->/2012	R	1235		300	12	10	58.5	67	5	S			
280	/2008->/2012	R	1235		300	12	10	58.5	67	5	S			
SL350	10/2001->1/2012	F	6040		350	32	30	64.5	67	5	V			
SL350	10/2001->1/2012	F	1293		312	28	25.4	64	67	5	V	TBA		
SL350	10/2001->1/2012	R	1253		320	24	22	58.2	67	5	V			
SL350	10/2001->1/2012	R	1235		300	12	10	58.5	67	5	S			
SL500	10/2001->1/2012	F	6040		350	32	30	64.5	67	5	V			
SL500	10/2001->1/2012	F	1256		330	32	30	64.5	67	5	V	TBA		
SL500	10/2001->1/2012	R	1253		320	24	22	58.2	67	5	V			
SL500	10/2001->1/2012	R	1245		300	22	19.4	58	67	5	V			
SL55 AMG Kompressor	/2002->1/2012	F	S2-2248		390	36	34	64.5	67	5	V	1288		BR
SL55 AMG Kompressor	/2002->1/2012	R										1297		AT
SL600 Twin Turbo	/2003->/2012	F	1273		360	36	34	64.5	67	5	V	1226		BR
SL600 Twin Turbo	/2003->/2012	R	6011		330	26	24	58	67	5	V	1297		AT
SL65 AMGTwin Turbo	/2004->/2012	F	S2-2248		390	36	34	64.5	67	5	V	1288		
SL65 AMGTwin Turbo	/2004->/2012	R										1297		
SLK-Class (R170)														
Rear Axles (Excl. SLK 3.2 AMG)	3/2001->/2004	R	1223		278	9	7.3	54	67	5	S	1776		AT
SLK200 2.0	11/1996->/2004	F	1222	51,000	288	25	22.4	46	67	5	V	0754		AT
SLK200K 2.0 Kompressor	11/1996->/2004	F	1222	51,000	288	25	22.4	46	67	5	V	0754		AT
SLK230K 2.3 Kompressor	11/1996->/2004	F	1222	51,000	288	25	22.4	46	67	5	V	0754		AT
SLK32 3.2 Komp. AMG	3/2001->/2004	F	1259		345	32	30	76	67	5	V	1294		AT
SLK32 3.2 Komp. AMG	3/2001->/2004	R	1249		300	22	19.4	53.5	67	5	V	1776		AT
SLK320 3.2 V6	5/1999->/2004	F	1229		300	28	25.4	46.5	67	5	V	0754		AT
SLK-Class (R171)														
SLK200K	/2004->/2011	F	1222	51,000	288	25	22.4	46	67	5	V	1229		AT
SLK200K	/2004->/2011	R	1223		278	9	7.3	54	67	5	S	1776		AT
SLK280	/2005->/2011	F	1229		300	28	25.4	46.5	67	5	V			
SLK280	/2005->/2011	R	1223		278	9	7.3	54	67	5	S	0754		AT
SLK280	/2005->/2011	R	1223		278	9	7.3	54	67	5	S	1776		AT
SLK350	/2004->/2011	F	1269		330	28	26	47	67	5	V	1294		AT
SLK350	/2004->/2011	R	1219		290	10	8.3	55	67	5	S	1776		AT



MAKE	PERIOD	F/R	DISK	PRICE	A	B	C	D	E	F	V/S	PAD	PRICE	SYS
SLK55 AMG 5.5 V8	/2004->/2011	F	1252		345	30	28	46.5	67	5	V	1288		BR
SLK55 AMG 5.5 V8	/2004->/2011	F	S2-2810		340	32	30	0	0	0	V	1288		BR
SLK55 AMG 5.5 V8	/2004->/2011	F	S2-2811		340	32	29.1	50	67	5	V	1288		BR
SLS (C197)														
6.2	/2010->/	F	S2-2248		390	36	34	64.5	67	5	V			
6.2	/2010->/	R	S2-2766		360	26	24	56.5	67	5	V			
Sprinter														
2.5 ton	/1995->/2006	F	1289		276	22	19	77.2	85	5	V			
2.5 ton	/1995->/2006	R	1215		258	12	10	96	85	5	S			
3.5 ton	/1995->/2006	F	1212		285	22	19	77.2	85	5	V			
3.5 ton	/1995->/2006	R	1217		272	16	14	96	85	5	S			
4.6 ton	/1995->/2006	F	1212		285	22	19	77.2	85	5	V			
4.6 ton	/1995->/2006	R	1218		285	22	19	93	120	6	V			
Sprinter (BM906)														
All models	/2006->/	F	1242		300	28	25	68.5	85	6	V			
Rear Axle (3 Ton)	/2006->/	R	6029		298	16	14	71	85	6	S			
Rear Axle (5 Ton)	/2006->/	r	6025		303	28	25	93	120	6	V			
Vaneo														
Rear Axle	/2001->/	R	1299		258	8	7	55	67	5	S			
V-Class (BM638) (Viano)														
Rear Axle	/1995->/2003	R	1288		280	10	8	63	67	5	S	1291		BE
V200 2.0	/1995->/2003	F	1287	51,000	276	22	19	60	67	5	V	1289		PE
V200CDi 2.0 Turbo Diesel	/1999->/2003	F	1287	51,000	276	22	19	60	67	5	V	1289		PE
V220CDi 2.2 Turbo Diesel	/1999->/2003	F	1287	51,000	276	22	19	60	67	5	V	1289		PE
V230 2.3 16v	/1995->/2003	F	1287	51,000	276	22	19	60	67	5	V	1289		PE
V230D 2.3 Diesel	/1995->/2003	F	1287	51,000	276	22	19	60	67	5	V	1289		PE
V230TD 2.3 Turbo Diesel	/1995->/2003	F	1287	51,000	276	22	19	60	67	5	V	1289		PE
V280 2.8 V6	/1995->/2003	F	1287	51,000	276	22	19	60	67	5	V	1289		PE
Viano														
2.0 CDI	/2003->/	F	1278		300	28	25.2	59	67	5	V	1278		BO
2.2 CDI	/2003->/	F	1278		300	28	25.2	59	67	5	V	1278		BO
3.2	/2003->/	F	1278		300	28	25.2	59	67	5	V	1278		BO
3.5	/2003->/	F	1278		300	28	25.2	59	67	5	V	1278		BO
Rear Axle	/2003->/	R	6023		296	9.5	8	57	67	5	S	6023		BO
Vito (V-Class) 9/03 ->														
119 3.0	9/2003->/	F	1278		300	28	25.2	59	67	5	V	1278		BO
122 3.2	9/2003->/	F	1278		300	28	25.2	59	67	5	V	1278		BO
2.2 CDi	9/2003->/	F	1278		300	28	25.2	59	67	5	V	1278		BO
Rear Axle	9/2003->/	R	6023		296	9.5	8	57	67	5	S	6029		BO
Vito -V-Class - (W447)														
109 CDI	10/2014->0/	F	1278		300	28	25.2	59	67	5	V	1278		BO
111 CDI	10/2014->0/	F	1278		300	28	25.2	59	67	5	V	1278		BO
114 BlueTEC 4x4	7/2015->0/	F	6036		330	32	28	58.5	67	5	V	6036		BR
114 CDI	10/2014->0/	F	6036		330	32	28	58.5	67	5	V	6036		BR
116 BlueTEC 4x4	7/2015->0/	F	6036		330	32	28	58.5	67	5	V	6036		BR
116 CDI	10/2014->0/	F	6036		330	32	28	58.5	67	5	V	6036		BR
119 BlueTEC	10/2014->0/	F	6036		330	32	28	58.5	67	5	V	6036		BR
119 BlueTEC 4x4	12/2014->0/	F	6036		330	32	28	58.5	67	5	V	6036		BR
Rear axle	10/2014->0/	R	6037		300	12	9	57.8	67	5	S	6037		BR