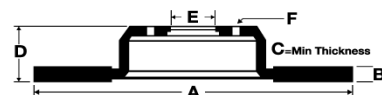
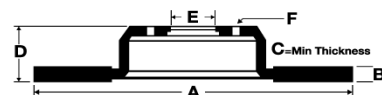


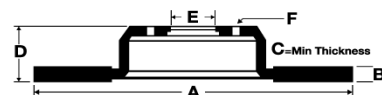
MAKE	PERIOD	F/R	DISK	PRICE	A	B	C	D	E	F	V/S	PAD	PRICE	SYS
ALFA ROMEO														
145, 146 (930) (94-97)														
1.3	/1994->12/1995	F	0701	32,000	257	12	10.2	40	59	4	S	0177	14,000	LU
1.3	1/1996->2/1997	F	0701	32,000	257	12	10.2	40	59	4	S	0730	14,000	AT
1.4	/1994->12/1995	F	0701	32,000	257	12	10.2	40	59	4	S	0177	14,000	LU
1.4	1/1996->2/1997	F	0701	32,000	257	12	10.2	40	59	4	S	0730	14,000	AT
1.6	/1994->12/1995	F	0701	32,000	257	12	10.2	40	59	4	S	0177	14,000	LU
1.6	1/1996->2/1997	F	0701	32,000	257	12	10.2	40	59	4	S	0730	14,000	AT
1.7	/1994->12/1995	F	0701	32,000	257	12	10.2	40	59	4	S	0177	14,000	LU
1.7	1/1996->2/1997	F	0701	32,000	257	12	10.2	40	59	4	S	0730	14,000	AT
1.7 16v	/1994->2/1997	F	0751	46,000	257	20	18.2	40	59	4	V	0731	19,000	AT
1.9 TD	/1994->12/1995	F	0701	32,000	257	12	10.2	40	59	4	S	0177	14,000	LU
1.9 TD	1/1996->2/1997	F	0701	32,000	257	12	10.2	40	59	4	S	0730	14,000	AT
2.0 Twin Spark	/1994->3/1997	F	0776	57,000	284	22	20.2	40	58	4	V	0732	18,000	AT
Rear axle	3/1994->2/1997	R	0741	29,000	240	11	9.2	39.5	59	4	S	0277		LU
145, 146 (930) (97-01)														
1.4 Twin Spark 16v	3/1997->/2001	F	0751	46,000	257	20	18.2	40	59	4	V	0731	19,000	AT
1.6 Twin Spark 16v	3/1997->/2001	F	0751	46,000	257	20	18.2	40	59	4	V	0731	19,000	AT
1.8 Twin Spark 16v	3/1997->/2001	F	0776	57,000	284	22	20.2	40	58	4	V	0177	14,000	LU
1.9 TD	3/1997->/2001	F	0751	46,000	257	20	18.2	40	59	4	V	0731	19,000	AT
2.0 Twin Spark	3/1997->/2001	F	0776	57,000	284	22	20.2	40	58	4	V	0732	18,000	AT
Rear axle	3/1997->1/2001	R	0741	29,000	240	11	9.2	39.5	59	4	S	0277		LU
147 (937)														
1.6 Twin Spark 16v (120hp)	1/2001->9/2010	F	0775	55,000	284	22	20.2	43.5	59	5	V	0732	18,000	AT
1.6 Twin Spark Eco 16v (103hp)	1/2001->9/2010	F	0156		281	15	13.2	44.5	59	5	S	0156		AT
1.8 Twin Spark 16v	7/2001->11/2010	F	0775	55,000	284	22	20.2	43.5	59	5	V	0732	18,000	AT
1.9 JTD (115 & 140hp)	1/2001->12/2010	F	0775	55,000	284	22	20.2	43.5	59	5	V	0732	18,000	AT
2.0 Twin Spark 16v	9/2000->7/2010	F	0775	55,000	284	22	20.2	43.5	59	5	V	0732	18,000	AT
GTA 3.2 V6 24v	0/2002->10/2003	F	0769	68,000	305	28	26	45	59	5	V	0331	28,000	BR
GTA 3.2 V6 24v	11/2003->10/2009	F	0768	68,000	330	32	30	45	59	5	V	2603	34,000	BR
GTA 3.2 V6 24v	11/2003->10/2009	F	S3-2790		330	32	30	45	59	5	V	2603	34,000	BR
GTA 3.2 V6 24v	11/2003->10/2009	R	0787	56,000	276	10	9	45.7	59	5	S	0776	19,000	LU
Rear axle -excluding GTA-	9/2000->7/2010	R	0781	44,000	251	10	9	50	59	5	S	0776	19,000	LU
155 (167)														
1.6 Twin Spark 16v	/1996->/1998	F	0751	46,000	257	20	18.2	40	59	4	V	0732	18,000	AT
1.7 Twin Spark	/1993->/1996	F	0751	46,000	257	20	18.2	40	59	4	V	0177	14,000	LU
1.8 Twin Spark	/1992->/1996	F	0751	46,000	257	20	18.2	40	59	4	V	0177	14,000	LU
1.8 Twin Spark 16v	/1996->/1998	F	0751	46,000	257	20	18.2	40	59	4	V	0732	18,000	AT
1.9 TD	/1992->/1998	F	0701	32,000	257	12	10.2	40	59	4	S	0177	14,000	LU
2.0 TD	/1993->/1998	F	0701	32,000	257	12	10.2	40	59	4	S	0177	14,000	LU
2.0 Turbo 16v 4WD	/1992->/1995	F	0774	55,000	284	22	20.2	43.5	58	4	V	0279	26,000	LU
2.0 Twin Spark	/1992->/1995	F	0751	46,000	257	20	18.2	40	59	4	V	0732	18,000	AT
2.0 Twin Spark 16v	/1995->/1998	F	0776	57,000	284	22	20.2	40	58	4	V	0732	18,000	AT
2.5 TD (ATE)	5/1996->/1998	F	0774	55,000	284	22	20.2	43.5	58	4	V	0732	18,000	AT
2.5 TD (Lucas)	/1992->4/1996	F	0774	55,000	284	22	20.2	43.5	58	4	V	0279	26,000	LU
2.5 V6 (ATE)	5/1996->/1998	F	0774	55,000	284	22	20.2	43.5	58	4	V	0732	18,000	AT
2.5 V6 (Lucas)	/1992->4/1996	F	0774	55,000	284	22	20.2	43.5	58	4	V	0279	26,000	LU
Rear axle	/1992->/1998	R	0741	29,000	240	11	9.2	39.5	59	4	S	0277		LU
156 (932)														
1.6 Twin Spark 16v	/1997->/	F	0156		281	15	13.2	44.5	59	5	S	0156		AT
1.8 Twin Spark 16v	/1997->/	F	0156		281	15	13.2	44.5	59	5	S	0156		AT
1.9 JTD (105/110/115hp) dal tel 038	1/2002->5/2005	F	0775	55,000	284	22	20.2	43.5	59	5	V	0732	18,000	AT
1.9 JTD (140hp)	11/2002->9/2005	F	0775	55,000	284	22	20.2	43.5	59	5	V	0732	18,000	AT
1.9 TD JTD (105/110/115hp) fino tel	/1997->/	F	0156		281	15	13.2	44.5	59	5	S	0156		AT
2.0 JTS 16v	/2002->/	F	0775	55,000	284	22	20.2	43.5	59	5	V	0732	18,000	AT
2.0 Twin Spark 16v	/1997->/2002	F	0775	55,000	284	22	20.2	43.5	59	5	V	0732	18,000	AT
2.4 JTD (136/140/150/175hp)	0/1997->0/	F	0775	55,000	284	22	20.2	43.5	59	5	V	0732	18,000	AT
2.5 V6 24v	/1997->/	F	0775	55,000	284	22	20.2	43.5	59	5	V	0732	18,000	AT
GTA 3.2 V6 24v	1/2002->8/2003	F	0769	68,000	305	28	26	45	59	5	V	0331	28,000	BR



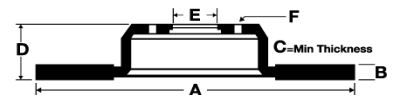
MAKE	PERIOD	F/R	DISK	PRICE	A	B	C	D	E	F	V/S	PAD	PRICE	SYS
GTA 3.2 V6 24v	1/2002->8/2003	R	0787	56,000	276	10	9	45.7	59	5	S	0776	19,000	LU
GTA 3.2 V6 24v	11/2003->9/2010	F	S3-2790		330	32	30	45	59	5	V	2603	34,000	BR
GTA 3.2 V6 24v	11/2003->9/2010	F	0768	68,000	330	32	30	45	59	5	V	2603	34,000	BR
GTA 3.2 V6 24v	11/2003->9/2010	R	0787	56,000	276	10	9	45.7	59	5	S	0776	19,000	LU
Rear axle (excluding GTA)	11/2003->9/2010	R	0781	44,000	251	10	9	50	59	5	S	0776	19,000	LU
159														
1.8 16v	9/2005->/	F	0158	68,000	305	28	26	39.7	70	5	V	0158		AT
1.8 16v	9/2005->/	R	0159	55,000	278	12	10	43.2	70	5	V	0159	19,000	LU
1.8 16V Brembo System	3/2007->/	F	0158	68,000	305	28	26	39.7	70	5	V	0162		BR
1.8 16V Brembo System	3/2007->/	R	0159	55,000	278	12	10	43.2	70	5	V	0159	19,000	LU
1.9 JTD	9/2005->/	F	0158	68,000	305	28	26	39.7	70	5	V	0158		AT
1.9 JTD	9/2005->/	R	0159	55,000	278	12	10	43.2	70	5	V	0159	19,000	LU
2.2 VDC	9/2005->/	F	0158	68,000	305	28	26	39.7	70	5	V	0158		AT
2.2 VDC	9/2005->/	R	0159	55,000	278	12	10	43.2	70	5	V	0159	19,000	LU
2.2 VDC Brembo System	3/2007->/	F	0158	68,000	305	28	26	39.7	70	5	V	0162		BR
2.2 VDC Brembo System	3/2007->/	R	0159	55,000	278	12	10	43.2	70	5	V	0159	19,000	LU
2.4 JTDM	9/2005->/	F	0162	76,000	330	28	26	39.7	70	5	V	2603	34,000	BR
2.4 JTDM	9/2005->/	R	0163	61,000	292	22	20	43.2	70	5	V	0159	19,000	LU
3.2 VDC	12/2005->/	F	0162	76,000	330	28	26	39.7	70	5	V	2603	34,000	BR
3.2 VDC	12/2005->/	R	0163	61,000	292	22	20	43.2	70	5	V	0159	19,000	LU
164														
2.0 ie Turbo	1/1987->11/1992	F	0775	55,000	284	22	20.2	43.5	59	5	V	0278	31,000	LU
2.0 ie Turbo	1/1987->11/1992	R	0781	44,000	251	10	9	50	59	5	S	0214	21,000	LU
2.0 Turbo V6	3/1990->9/1992	F	0775	55,000	284	22	20.2	43.5	59	5	V	0278	31,000	LU
2.0 Turbo V6	3/1990->9/1992	R	0781	44,000	251	10	9	50	59	5	S	0214	21,000	LU
2.0 Turbo V6	10/1992->12/1998	F	0778	82,000	281	26	24.2	43	59	5	V	0278	31,000	LU
2.0 Turbo V6	10/1992->12/1998	R	0781	44,000	251	10	9	50	59	5	S	0214	21,000	LU
2.0 Twin Spark (-> Ch No 6162573)	1/1989->8/1990	F	0770	55,000	257	20	18.2	52	59	4	V	0266	21,000	LU
2.0 Twin Spark (-> Ch No 6162573)	1/1989->8/1990	r	0772	57,000	257	22	20.2	51	59	4	V	0214	21,000	LU
2.0 Twin Spark (Ch No 6162574 ->)	9/1990->12/1998	F	0772	57,000	257	22	20.2	51	59	4	V	0290	23,000	LU
2.0 Twin Spark (Ch No 6162574 ->)	9/1990->12/1998	R	0780	39,000	251.5	10	9	51	59	4	S	0214	21,000	LU
2.5 TD	4/1987->5/1992	F	0775	55,000	284	22	20.2	43.5	59	5	V	0278	31,000	LU
2.5 TD	4/1987->5/1992	R	0781	44,000	251	10	9	50	59	5	S	0214	21,000	LU
2.5 TD	10/1992->12/1998	F	0778	82,000	281	26	24.2	43	59	5	V	0278	31,000	LU
2.5 TD	10/1992->12/1998	R	0781	44,000	251	10	9	50	59	5	S	0214	21,000	LU
3.0 V6	3/1987->9/1992	F	0775	55,000	284	22	20.2	43.5	59	5	V	0278	31,000	LU
3.0 V6	3/1987->9/1992	R	0781	44,000	251	10	9	50	59	5	S	0214	21,000	LU
3.0 V6 24v	10/1992->11/1998	F	0778	82,000	281	26	24.2	43	59	5	V	0278	31,000	LU
3.0 V6 24v	10/1992->11/1998	R	0781	44,000	251	10	9	50	59	5	S	0214	21,000	LU
3.0 V6 24v 4WD	3/1994->9/1998	F	0775	55,000	284	22	20.2	43.5	59	5	V	0278	31,000	LU
3.0 V6 24v 4WD	3/1994->9/1998	R	0781	44,000	251	10	9	50	59	5	S	0775	16,000	LU
166														
2.0 Twin Spark 16v	5/1998->9/2007	F	0795		281	26	24.2	47.2	59	5	V	0732	18,000	AT
2.0 V6 Turbo	5/1998->9/2007	F	0166	76,000	310	28	26	47.5	59	5	V	2603	34,000	BR
2.4 TD JTD (136/140/150/175hp)	5/1998->9/2007	F	0795		281	26	24.2	47.2	59	5	V	0732	18,000	AT
2.5 V6 24v	5/1998->9/2007	F	0166	76,000	310	28	26	47.5	59	5	V	2603	34,000	BR
3.0 V6 24v	5/1998->9/2007	F	0166	76,000	310	28	26	47.5	59	5	V	2603	34,000	BR
3.2 V6 24v	3/2003->9/2007	F	0166	76,000	310	28	26	47.5	59	5	V	2603	34,000	BR
Rear axle	5/1998->9/2007	R	0796	44,000	276	10	9	51.5	59	5	S	0775	16,000	LU
4C														
1750 Turbo	9/2013->/	F	S3-2757		305	28	26	39.7	59	5	V	1580		BR
1750 Turbo	9/2013->/	R	S2-2996		292	22	20	42.7	51	5	V	0159	19,000	
Brera														
1.8 Tbi 147kw	5/2009->/	F	0162	76,000	330	28	26	39.7	70	5	V	2603	34,000	BR
1.8 Tbi 147kw	5/2009->/	R	0163	61,000	292	22	20	43.2	70	5	V	0159	19,000	LU
2.0 JTDM (120 kw)	3/2008->/	F	0158	68,000	305	28	26	39.7	70	5	V	0158		AT
2.0 JTDM (120 kw)	3/2008->/	F	0158	68,000	305	28	26	39.7	70	5	V	0162		BR
2.0 JTDM (120 kw)	3/2008->/	R	0159	55,000	278	12	10	43.2	70	5	V	0159	19,000	LU
2.0 JTDM (120 kw)	3/2008->/	R	0159	55,000	278	12	10	43.2	70	5	V	0159	19,000	LU
2.2 JTS	9/2005->/	F	0158	68,000	305	28	26	39.7	70	5	V	0162		BR



MAKE	PERIOD	F/R	DISK	PRICE	A	B	C	D	E	F	V/S	PAD	PRICE	SYS
2.2 JTS	9/2005->/	R	0159	55,000	278	12	10	43.2	70	5	V	0159	19,000	LU
2.4 JTDM	5/2006->/	F	0162	76,000	330	28	26	39.7	70	5	V	2603	34,000	BR
2.4 JTDM	5/2006->/	R	0163	61,000	292	22	20	43.2	70	5	V	0159	19,000	LU
3.2 JTS Q4	12/2005->/	F	0162	76,000	330	28	26	39.7	70	5	V	2603	34,000	BR
3.2 JTS Q4	12/2005->/	R	0163	61,000	292	22	20	43.2	70	5	V	0159	19,000	LU
Giulia														
1.3	/1974->/1979	F	0030	55,000	267	11	9.8	70	82	4	S	0097	13,000	AT
1.3	/1974->/1979	R	0020	42,000	267	9.4	7.5	65	70	4	S	0062	32,000	AT
1.6	/1974->/1979	F	0030	55,000	267	11	9.8	70	82	4	S	0097	13,000	AT
1.6	/1974->/1979	R	0020	42,000	267	9.4	7.5	65	70	4	S	0062	32,000	AT
Giulia (952)														
2.0 200 HP	8/2016->/	F	0168		305	28	25.5	44.7	70	5	V	0168	35,000	BR
2.0 200 HP	8/2016->/	R	0169		292	22	20	43.2	70	5	V	0155		BR
2.0 280 HP	8/2016->/	F	0164		330	28	25.5	44.7	28	5	V	0164		BR
2.0 280 HP	8/2016->/	R	0165		320	22	20	43.2	70	5	V	0155		BR
2.0 Q4	8/2016->/	F	0164		330	28	25.5	44.7	28	5	V	0164		BR
2.0 Q4	8/2016->/	R	0165		320	22	20	43.2	70	5	V	0155		BR
2.2 D	10/2015->/	F	0168		305	28	25.5	44.7	70	5	V	0168	35,000	BR
2.2 D	10/2015->/	R	0169		292	22	20	43.2	70	5	V	0155		BR
2.2 D Q4	11/2016->/	F	0168		305	28	25.5	44.7	70	5	V	0168	35,000	BR
2.2 D Q4	11/2016->/	R	0169		292	22	20	43.2	70	5	V	0155		BR
2.9	10/2015->/	F	S2-3138		360	32	30	41	70	5	V	0134		BR
2.9	10/2015->/	R	S2-3139		350	28	26	43	70	5	V	0135		BR
Giulietta (116)														
1.3	/1977->/1983	F	0060	43,000	250	12.5	10.7	54	72	4	S	0097	13,000	AT
1.6	/1977->6/1983	F	0060	43,000	250	12.5	10.7	54	72	4	S	0097	13,000	AT
1.6	7/1983->9/1985	F										0181	14,000	AT
1.6	7/1983->9/1985	F	0060	43,000	250	12.5	10.7	54	72	4	S	0225	19,000	BR
1.8	/1977->6/1983	F	0060	43,000	250	12.5	10.7	54	72	4	S	0097	13,000	AT
1.8	7/1983->9/1985	F										0181	14,000	AT
1.8	7/1983->9/1985	F	0060	43,000	250	12.5	10.7	54	72	4	S	0225	19,000	BR
1.8 Turbo	/1984->/1986	F	0060	43,000	250	12.5	10.7	54	72	4	S	0225	19,000	BR
2.0	/1980->10/1983	F	0060	43,000	250	12.5	10.7	54	72	4	S	0097	13,000	AT
2.0	10/1983->/1986	F	0100	44,000	261	12.7	9	52	72	4	S	0181	14,000	AT
2.0 TD	/1980->6/1983	F	0100	44,000	261	12.7	9	52	72	4	S	0181	14,000	AT
2.0 TD	7/1983->/1986	F	0100	44,000	261	12.7	9	52	72	4	S	0225	19,000	BR
2.0 Turbo	/1981->/1986	F	0100	44,000	261	12.7	9	52	72	4	S	0225	19,000	BR
Rear Axle	6/1977->6/1983	R	0170	38,000	250	10	8	21	62	6	S	0098	13,000	AT
Rear Axle	7/1983->12/1986	R	0170	38,000	250	10	8	21	62	6	S	0182	14,000	ATE
Giulietta (940)														
1.4 BiFuel 120hp	/2011->/	F	0162	76,000	330	28	26	39.7	70	5	V	2603	34,000	BR
1.4 BiFuel 120hp	/2011->/	F	0154		281	26	24	39.7	70	5	V	0154		
1.4 TB 105hp	/2011->/	F	0154		281	26	24	39.7	70	5	V			
1.4 TB 105hp	/2011->/	R	0155		264	10	8	40.5	70	5	S			
1.4 TB 120hp	/2010->/	F	0162	76,000	330	28	26	39.7	70	5	V	2603	34,000	BR
1.4 TB 120hp	/2010->/	F	0154		281	26	24	39.7	70	5	V			
1.4 TB 170hp	/2010->/	F	0162	76,000	330	28	26	39.7	70	5	V	2603	34,000	BR
1.4 TB 170hp	/2010->/	F	0158	68,000	305	28	26	39.7	70	5	V	0158		AT
1.6 JTDM	1/2010->/	F	0154		281	26	24	39.7	70	5	V			
1750 TBi Quadrifoglio Verde	8/2010->/	F	0162	76,000	330	28	26	39.7	70	5	V	2603	34,000	BR
2.0 JTDM	/2010->/	F	0162	76,000	330	28	26	39.7	70	5	V	2603	34,000	BR
2.0 JTDM	/2010->/	F	0158	68,000	305	28	26	39.7	70	5	V	2603g	34,000	BR
2.0 JTDM	/2010->/	F	0158	68,000	305	28	26	39.7	70	5	V	0158		BR
Rear axle -excl TBi & Sport Pack-	/2010->/	F	0155		264	10	8	40.5	70	5	S			
Rear axle -excl TBi & Sport Pack-	/2010->/	R										0163		LU
Rear axle -TBi & Sport Pack-	/2010->/	R	0159	55,000	278	12	10	43.2	70	5	V	0159	19,000	LU
GT														
1.8 JTS 16v	4/2004->/	F	0775	55,000	284	22	20.2	43.5	59	5	V	0732	18,000	AT
1.8 JTS 16v	4/2004->/	R	0787	56,000	276	10	9	45.7	59	5	S	0776	19,000	LU
1.9 TD JTD	3/2004->/	F	0775	55,000	284	22	20.2	43.5	59	5	V	0732	18,000	AT



MAKE	PERIOD	F/R	DISK	PRICE	A	B	C	D	E	F	V/S	PAD	PRICE	SYS
1.9 TD JTD	3/2004->/	R	0787	56,000	276	10	9	45.7	59	5	S	0776	19,000	LU
2.0 JTS 16v	5/2004->/	F	0775	55,000	284	22	20.2	43.5	59	5	V	0732	18,000	AT
2.0 JTS 16v	5/2004->/	R	0787	56,000	276	10	9	45.7	59	5	S	0776	19,000	LU
GTA 3.2 V6 24v	8/2004->/	F	S3-2790		330	32	30	45	59	5	V	2603	34,000	BR
GTA 3.2 V6 24v	8/2004->/	F	0768	68,000	330	32	30	45	59	5	V	2603	34,000	BR
GTA 3.2 V6 24v	8/2004->/	R	0787	56,000	276	10	9	45.7	59	5	S	0776	19,000	LU
GTV (916) (03->)														
2.0 JTS 16v	6/2003->9/2006	F	0769	68,000	305	28	26	45	59	5	V	0331	28,000	BR
3.2 V6 24v	1/2003->9/2006	F	0769	68,000	305	28	26	45	59	5	V	0331	28,000	BR
Rear axle	1/2003->9/2006	R	0747	38,000	240	11	9.2	40	59	5	S	0277		LU
GTV (916) (95-03)														
1.8 Twin Spark 16v	3/1997->8/2003	F	0140	64,000	284	22	20	40	59	5	V	0732	18,000	AT
2.0 Twin Spark 16v	2/1995->8/2003	F	0140	64,000	284	22	20	40	59	5	V	0732	18,000	AT
2.0 V6 Turbo	3/1995->8/2003	F	0775	55,000	284	22	20.2	43.5	59	5	V	0732	18,000	AT
3.0 V6 24v	3/1995->8/2003	F	0769	68,000	305	28	26	45	59	5	V	0331	28,000	BR
Rear axle	3/1997->2/2003	R	0747	38,000	240	11	9.2	40	59	5	S	0277		LU
MiTo														
1.3 JDTM	/->/	F	0758		281	26	24.2	44	59	4	V	6758		BO
1.4	/->/	F	0756	53,000	257	22	20	40.5	59	4	V	6756		BO
1.4 114kw	/->/	F	0764	68,000	305	28	26	44.6	59	4	V	1580		BR
1.4 88kw	/->/	F	0758		281	26	24.2	44	59	4	V	6758		BO
1.6 JDTM	/->/	F	0758		281	26	24.2	44	59	4	V	6758		BO
Rear axle	2/2008->/2010	R	0709	48,000	251	10	9	40.5	59	4	S	6780		BO
Rear axle	/2010->/	R	0709	48,000	251	10	9	40.5	59	4	S	0776A		LU
Spider (105/115) (->94)														
1.3	1/1974->9/1982	F	0030	55,000	267	11	9.8	70	82	4	S	0097	13,000	AT
1.6	8/1974->7/1992	F	0030	55,000	267	11	9.8	70	82	4	S	0097	13,000	AT
2.0	2/1971->5/1994	F	0010	52,000	272	12.6	10.7	68.4	82	4	S	0097	13,000	AT
Rear Axle	2/1971->5/1994	R	0020	42,000	267	9.4	7.5	65	70	4	S	0062	32,000	AT
Spider (916) (03->)														
2.0 JTS 16v	/2003->/	F	0769	68,000	305	28	26	45	59	5	V	0331	28,000	BR
3.2 V6 24v	/2003->/	F	0769	68,000	305	28	26	45	59	5	V	0331	28,000	BR
Spider (916) (95-03)														
1.8 Twin Spark 16v	/1997->/2003	F	0140	64,000	284	22	20	40	59	5	V	0732	18,000	AT
2.0 Twin Spark 16v (-> Ch6009486)	/1995->/2003	F	0745	61,000	257	20	18	41	59	5	V	0279	26,000	LU
2.0 Twin Spark 16v (Ch6009487 ->)	/1995->/2003	F	0140	64,000	284	22	20	40	59	5	V	0732	18,000	AT
2.0 V6 Turbo	/1995->/2003	F	0775	55,000	284	22	20.2	43.5	59	5	V	0732	18,000	AT
3.0 V6	/1995->5/1999	F	0775	55,000	284	22	20.2	43.5	59	5	V	0732	18,000	AT
3.0 V6 24v	5/1999->/2003	F	0769	68,000	305	28	26	45	59	5	V	0331	28,000	BR
Rear axle	1/1997->12/2003	R	0747	38,000	240	11	9.2	40	59	5	S	0277		LU
Spider 06														
2.2 JTS	9/2005->/	F	0158	68,000	305	28	26	39.7	70	5	V	0162		BR
2.2 JTS	9/2005->/	R	0159	55,000	278	12	10	43.2	70	5	V	0159	19,000	LU
2.4 JDTM	/->/	F	0162	76,000	330	28	26	39.7	70	5	V	2603	34,000	BR
2.4 JDTM	/->/	R	0163	61,000	292	22	20	43.2	70	5	V	0159	19,000	LU
3.2 JTS Q4	12/2005->/	F	0162	76,000	330	28	26	39.7	70	5	V	2603	34,000	BR
3.2 JTS Q4	12/2005->/	R	0163	61,000	292	22	20	43.2	70	5	V	0159	19,000	LU
Sprint (902A)														
1.3	/1982->/1987	F	0110		258	10	8.8	10.6	98	4	S	0099	13,000	AT
1.3	/1987->/1989	F	0091	28,000	239	12.6	10.5	45	58	4	S	0229	14,000	AT
1.5	/1982->/1987	F	0110		258	10	8.8	10.6	98	4	S	0099	13,000	AT
1.5	/1987->/1989	F	0150	57,000	239	22	20	45	58	4	V	0099	13,000	AT
1.7	/1987->/1989	F	0150	57,000	239	22	20	45	58	4	V	0099	13,000	AT
Rear Axle	/1982->/1987	R	0120		233	9	7.8	78	40/50	4	S	0100	9,000	AT
Stelvio (949)														
2.0 Q4	12/2016->0/	F	0164		330	28	25.5	44.7	28	5	V	0164		BR
2.0 Q4	12/2016->0/	R	0165		320	22	20	43.2	70	5	V	0155		BR
2.2 D	12/2016->0/	F	0164		330	28	25.5	44.7	28	5	V	0164		BR
2.2 D	12/2016->0/	R	0169		292	22	20	43.2	70	5	V	0155		BR
2.2 D Q4	12/2016->0/	F	0164		330	28	25.5	44.7	28	5	V	0164		BR



MAKE	PERIOD	F/R	DISK	PRICE	A	B	C	D	E	F	V/S	PAD	PRICE	SYS
2.2 D Q4	12/2016->0/	R	0169		292	22	20	43.2	70	5	V	0155		BR
2.9	12/2016->0/	F	S2-3138		360	32	30	41	70	5	V	0174		BR
2.9	12/2016->0/	R	S2-3139		350	28	26	43	70	5	V	0135		BR
SZ, RZ														
3.0 V6	1/1990->12/1992	F	0191	143,000	284	24	22	52	72	5	V	0225	19,000	BR
3.0 V6	1/1990->12/1992	R	0132	100,000	250	20	18	20	62	6	V	0182	14,000	AT